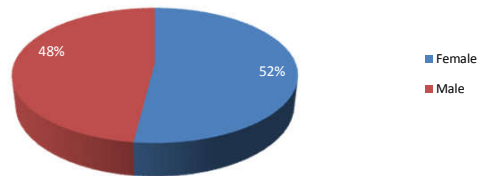


The SkillSource Group, Inc.
Virginia Financial Services Network (VFSN)

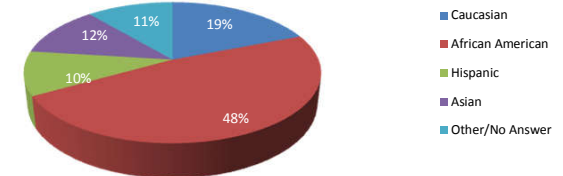
	Dec '15- Jun '16	Jul '16- June '17	Jul '17- June '18	Jul '18	Aug '18	Sept '18	Oct '18	Nov '18	Dec '18	Jan '19	Feb '19	Mar '19	Apr '19	May '19	Jun '19	Cumulative	Goals
Provided Information on VFSN	666	429	393	24	21	32	17	31								1613	
<i>Viewed VFSN Video</i>	209	429	393	3	5	9	7	7								1062	
<i>Interested in VFSN</i>	100	142	91	3	5	9	7	7								364	
Applied for VFSN	26	99	77	3	5	9	7	7								233	600
<i>Treatment</i>	13	45	74	3	5	9	6	7								162	300
<i>Control</i>	13	44	2	0	0	0	0	0								59	300
<i>Veterans</i>	4	10	5	0	0	0	1	0								20	
<i>Receiving Financial Coaching</i>	15	57	76	3	5	9	7	7								179	
<i>Receiving WIOA Training</i>	4	50	21	0	1	5	0	0								81	
Clients Exited	6	26	27	0	4	5	4	4								76	
<i>Received Industry Credential</i>	2	5	13	0	0	1	4	3								28	190
<i>Entered Employment</i>	6	17	27	0	3	5	4	4								66	216
<i>Average Hourly Wage at Placement</i>	\$17	\$24	\$16	\$0	\$29	\$21	\$36	\$27								\$21	

Client Demographics

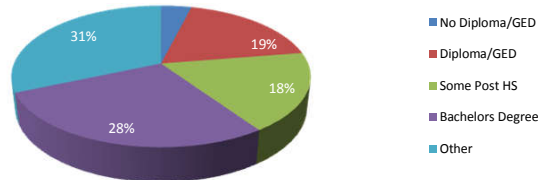
Gender



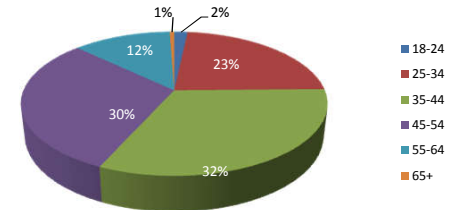
Ethnicity



Education



Age



Veteran Status

