

The *SkillSource* Group, Inc.  
Virginia Employment Through Entrepreneurship Consortium (VETEC)  
December 2015

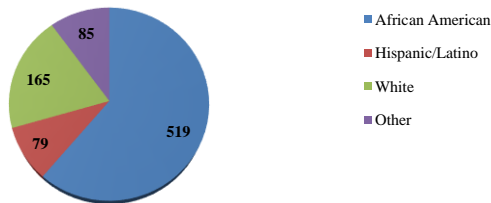
PERFORMANCE OUTCOMES	ENOVATE	LAUNCH HAMPTON ROADS	GREATER RICHMOND GATE	TOTAL
	LWIA #11	LWIA #16	LWIA # 9	
# Attending Info Session	1,013	1,556	730	3,299
# Screened to be WIA eligible	883	992	420	2,295
# Enrolled/Random Assignment - Treatment	129	141	105	375
# Enrolled/Random Assignment - Control	131	131	100	362
#Enrolled/Non-Random Assignment	117	65	65	247
# Veterans Enrolled	54	122	50	226
# Receiving Services	293	303	35	631
#Enrolled Participants – Referred back to traditional employment	58	129	59	246
# Starting New Businesses	131	85	56	272
# Withdrawn Participants	31	96	24	151
# Adults/Dislocated (Treatment only)	124/176	290/38	124/96	517/297

**Summary** – All regional projects had a goal to enroll a total number of random assigned participants by January 31, 2015 (the end date for random assignment). Projects **ENOVATE** and **GATE** each had a goal to enroll 275 randomly assigned participants and **Launch Hampton Roads** had a goal to enroll 200 randomly assigned participants. As of February 1, 2015 all participants are enrolled without going through the random assignment process.

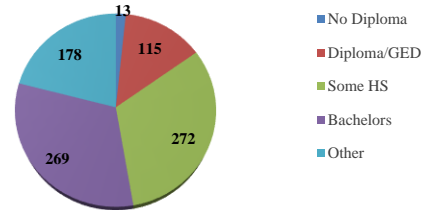
At the conclusion of random assignment, **ENOVATE** is **47%** of goal; **GATE** is **39%** of goal; and **Launch Hampton Roads** is **71%** of goal.

### Demographics for VETEC Participants – thru December 2015

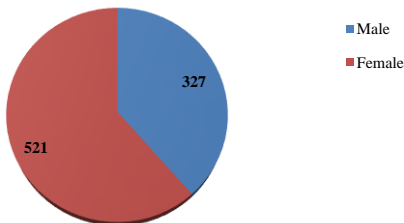
Ethnicity	LWIA #11		LWIA # 16		LWIA #9	
	T*	C**	T	C	T	C
African American	129	51	218	85	172	83
Hispanic	45	19	29	13	5	2
White	68	32	61	23	36	10
Other	58	29	20	10	7	5
<b>Total</b>	<b>300</b>	<b>131</b>	<b>328</b>	<b>131</b>	<b>220</b>	<b>100</b>



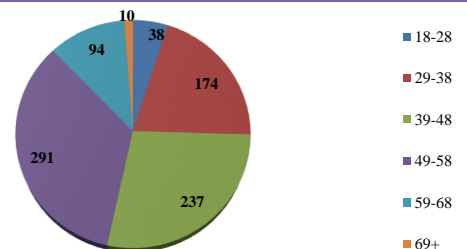
Education	LWIA #11		LWIA #16		LWIA #9	
	T	C	T	C	T	C
No Diploma	8	1	3	2	3	3
Diploma	28	15	37	14	50	24
Some Post HS	81	34	108	46	83	42
Bachelor	120	54	95	33	54	25
Other	63	27	85	36	30	6
<b>Total</b>	<b>300</b>	<b>131</b>	<b>328</b>	<b>131</b>	<b>220</b>	<b>100</b>



Gender	LWIA #11		LWIA #16		LWIA #9	
	T	C	T	C	T	C
Male	129	42	112	21	86	35
Female	171	89	216	110	134	65
<b>Total</b>	<b>300</b>	<b>131</b>	<b>328</b>	<b>131</b>	<b>220</b>	<b>100</b>



Age	LWIA #11		LWIA #16		LWIA #9	
	T	C	T	C	T	C
18-28	16	3	17	17	9	11
9-38	56	25	77	34	41	16
39-48	86	40	82	27	69	36
49-58	104	50	112	42	75	26
59-68	32	12	37	10	25	10
69+	6	1	3	1	1	1
<b>Total</b>	<b>300</b>	<b>131</b>	<b>328</b>	<b>131</b>	<b>220</b>	<b>100</b>



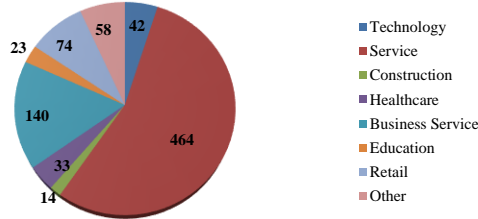
\*T=Treatment (Sum of the # of Enrolled Random Assignment + Non-Random Assignment + Veterans)

\*\*C=Control

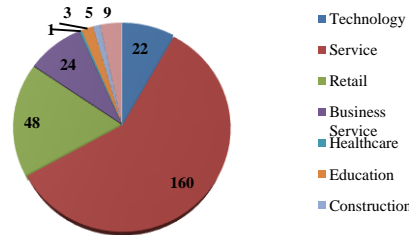
The *SkillSource* Group, Inc.  
Virginia Employment Through Entrepreneurship Consortium (VETEC)  
December 2015

**Results Data for VETEC Participants – thru December 2015**

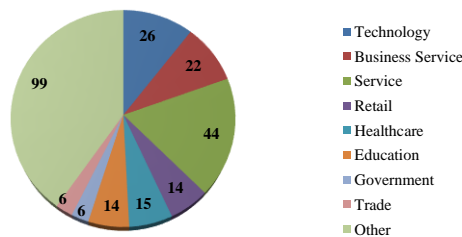
New Business Ideas by Industry	LWIA # 11		LWIA #16		LWIA #9	
	T	C	T	C	T	C
Technology	28	6	10	4	4	3
Service	124	69	166	69	174	63
Construction	8	6	6	2	--	--
Healthcare	19	7	8	1	6	6
Business Service	71	22	41	9	28	26
Education	--	--	18	5	5	1
Retail	30	17	44	22	--	--
Other	20	4	35	19	3	1
<b>Total</b>	<b>300</b>	<b>131</b>	<b>328</b>	<b>131</b>	<b>220</b>	<b>100</b>



New Businesses Launched	LWIA #11		LWIA #16		LWIA #9	
	T	C	T	C	T	C
Technology	16	6	6	6	--	--
Service	68	39	39	39	53	53
Business Service	25	20	20	20	3	3
Retail	15	9	9	9	--	--
Healthcare	1	--	--	--	--	--
Construction	2	3	3	3	--	--
Education	--	--	3	3	--	--
Other	4	4	5	5	--	--
<b>Total</b>	<b>131</b>	<b>131</b>	<b>85</b>	<b>85</b>	<b>56</b>	<b>56</b>



Entered Traditional Employment	LWIA #11		LWIA #16		LWIA #9	
	T	C	T	C	T	C
Technology	11	15	15	15	--	--
Business Service	14	8	8	8	--	--
Service	18	26	26	26	--	--
Retail	3	11	11	11	--	--
Healthcare	7	8	8	8	--	--
Education	--	14	14	14	--	--
Government	--	6	6	6	--	--
Trade	--	6	6	6	--	--
Other	5	35	35	35	59	59
<b>Total</b>	<b>58</b>	<b>124</b>	<b>124</b>	<b>124</b>	<b>59</b>	<b>59</b>



\*T=Treatment (Sum of the # of Enrolled Random Assignment + Non-Random Assignment + Veterans)  
\*\*C=Control