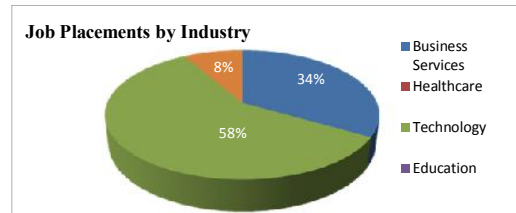
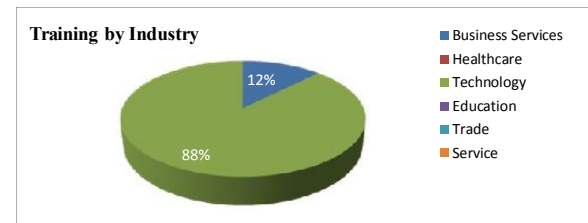
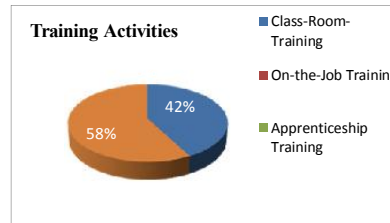
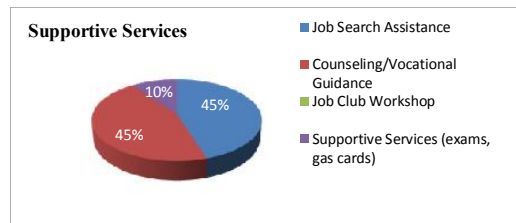


**The SkillSource Group, Inc.**  
Jobs for Veterans Monthly Report - Year 4

										Yearly Cumulative Outcomes					
	Jul-15	Aug-15	Sep-15	Oct-15	Nov-15	Dec-15	Jan-16	Feb-16	Mar-16	4th Year Cumulative	4th Year Goal	4th Year Adjusted Goal	3rd Year Cumulative	2nd Year Cumulative	1st year Cumulative
<b>Clients Enrolled</b>	20	0	2	5	0	0	0	0	0	27	20	27	143	148	88
<i>Placed in Training</i>	5	7	3	0	4	0	0	0	0	19	16	22	101	119	66
<b>Placed in Employment</b>	1	4	3	2	0	2	0	0	0	12	14	19	96	96	27
<i>Average Hourly Wage at Placement</i>	\$51.44	\$57.76	\$37.04	\$35.87	\$0.00	\$55.84	\$0.00	\$0.00	\$0.00	\$47.59	\$20.00	\$20.00	\$30.97	\$31.33	\$26.82
<b>Exited</b>	1	4	3	2	0	2	0	0	0	12	20	27	143	148	88
<i>Employed at Exit</i>	1	4	3	2	0	2	0	0	0	12	14	19	96	96	27



**Demographics**

