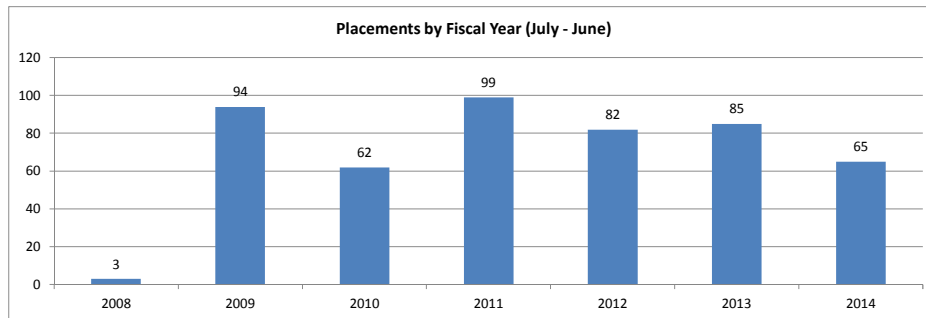
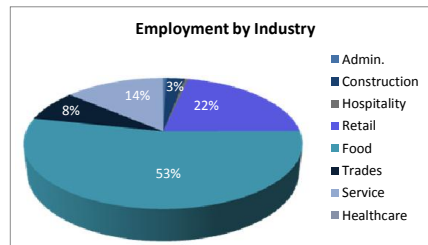
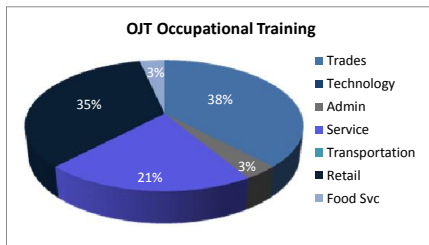


**Fairfax Pre-Release Center**  
*Monthly Report*

	Jul-16	Aug-16	Sep-16	Oct-16	Nov-16	Dec-16	Jan-17	Feb-17	Mar-17	Apr-17	May-17	Jun-17
Enrolled	7	9	8	5	9	6						
Placed in Employment	9	7	4	5	8	7						
Exited	4	4	9	11	4	5						
<i>Employed at Exit</i>	3	4	7	9	4	5						
<i>Unemployed at Exit</i>	1	0	2	2	0	0						
Currently Employed	16	19	14	14	18	18						
<i>Average Hourly Wage</i>	\$10.59	\$11.03	\$11.39	\$11.48	\$11.65	\$11.62						

<i>Cumulative</i>	
Enrolled	793
Non-Exited Placements	137
Exited	657
<i>Unemployed as Exit</i>	113
<i>Employed at Exit</i>	520
Insured by Federal Bonding	60
<i>Total Bonding Value</i>	\$300,000
Total On the Job Trainings	29
<i>On the Job Training Expenditures</i>	\$62,628
Re-Offended	64

**Recidivism Rate 8%**



**Sample of Monthly Placements**

Positions	Employers	Wage
Laborer	Shirley Contracting	\$12.00
Crew	Chipotle	\$9.00
Crew	McDonald's	\$9.00