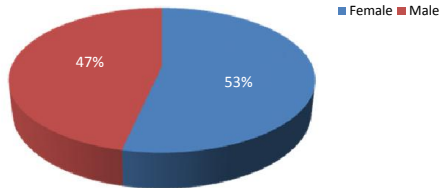


The SkillSource Group, Inc.
Virginia Financial Services Network (VFSN)

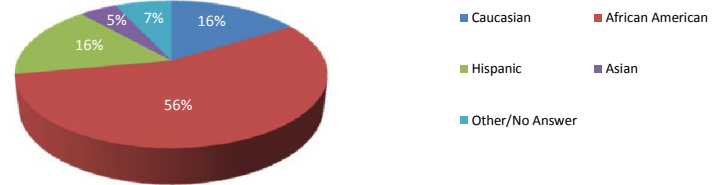
	Dec-15	Jan-16	Feb-16	Mar-16	Apr-16	May-16	Jun-16	Jul-16	Aug-16	Sep-16	Oct-16	Nov-16	Dec-16	Cumulative	Goals
Provided Information on VFSN	195	183	77	19	26	72	94	41	39	51	54	32	34	917	
Viewed VFSN Video	22	13	49	17	26	32	50	41	39	51	54	32	34	460	
Interested in VFSN	18	8	21	4	12	19	18	12	14	19	15	12	10	182	
Applied for VFSN	3	0	2	9	2	0	10	9	7	7	9	11	5	74	600
Treatment	1	0	1	5	1	0	5	5	3	3	5	3	2	34	300
Control	2	0	1	4	1	0	5	4	4	4	5	4	2	36	300
Veterans	1	0	3	0	0	0	0	0	0	0	0	4	1	9	
Receiving Financial Coaching	2	0	3	4	1	0	5	5	3	1	4	7	8	43	
Receiving WIOA Training	0	3	0	0	0	1	0	2	1	1	7	10	7	32	
Clients Exited	0	1	0	4	0	1	0	0	4	3	0	0	4	17	
Received Industry Credential	0	0	0	2	0	0	0	0	0	0	0	0	0	2	190
Entered Employment	0	1	0	4	0	0	1	0	0	3	0	0	3	12	216
Average Hourly Wage at Placement	\$0	\$24	\$0	\$13	\$0	\$14	\$17	n/a	n/a	\$30	n/a	n/a	\$22	\$17	

Client Demographics

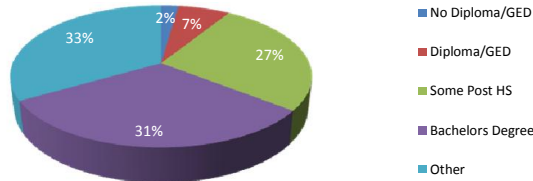
Gender



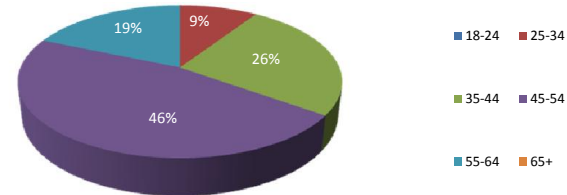
Ethnicity



Education



Age



Veteran Status

