

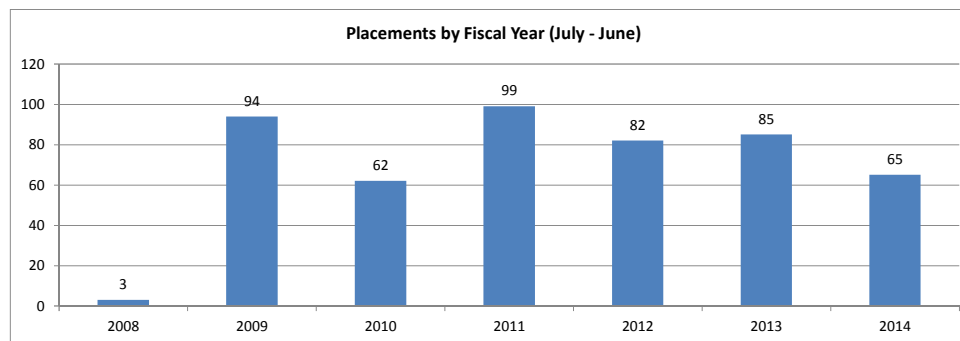
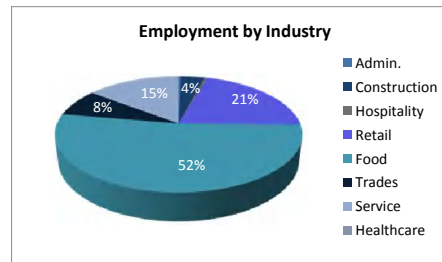
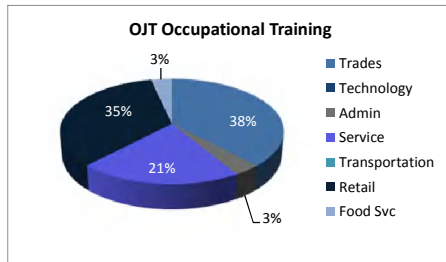
Fairfax AIB (Alternative Incarceration Branch) Center

Monthly Report

	Jul-17	Aug-17	Sep-17	Oct-17	Nov-17	Dec-17	Jan-18	Feb-18	Mar-18	Apr-18	May-18	Jun-18
Enrolled	3	7	6	8	5	3						
Placed in Employment	2	4	6	5	8	2						
Exited	4	7	4	4	3	5						
Employed at Exit	3	6	3	4	3	5						
Unemployed at Exit	1	1	1	0	0	0						
Currently Employed	13	11	13	13	18	15						
Average Hourly Wage	\$12.15	\$12.29	\$12.72	\$12.44	\$12.26	\$12.22						

Cumulative	
Enrolled	862
Non-Exited Placements	141
Exited	717
Unemployed at Exit	121
Employed at Exit	576
Insured by Federal Bonding	67
Total Bonding Value	\$335,000
Total On the Job Trainings	29
On the Job Training Expenditures	\$62,628
Re-Offended	68

Recidivism Rate 8%



Sample of Monthly Placements

Positions	Employers	Wage
Laborer	Shirley Contracting	\$12.00
Crew	Chipotle	\$9.00
Laundry Attendant	I&L Laundry	\$9.00