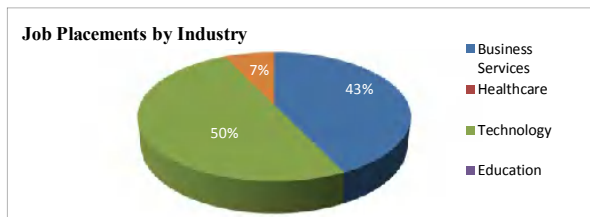
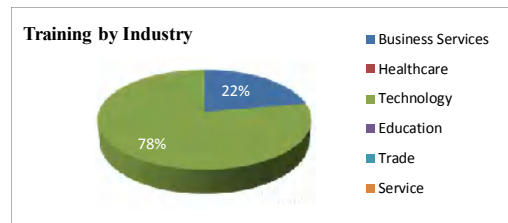
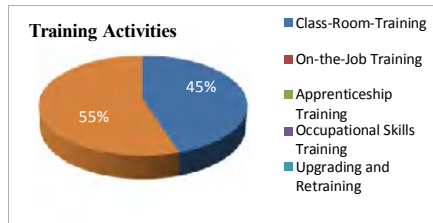
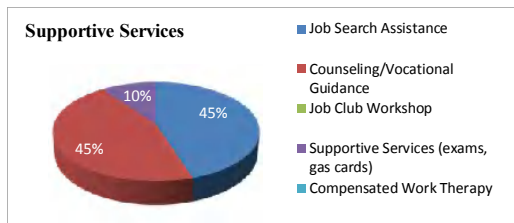


The SkillSource Group, Inc.
Jobs for Veterans Monthly Report - **Year 4**

| | | | | | | | | | | Yearly Cumulative Outcomes | | | | | |
|---|---------|---------|---------|---------|--------|---------|---------|---------|--------|----------------------------|---------------|------------------------|---------------------|---------------------|---------------------|
| | Jul-15 | Aug-15 | Sep-15 | Oct-15 | Nov-15 | Dec-15 | Jan-16 | Feb-16 | Mar-16 | 4th Year Cumulative | 4th Year Goal | 4th Year Adjusted Goal | 3rd Year Cumulative | 2nd Year Cumulative | 1st year Cumulative |
| Clients Enrolled | 20 | 0 | 2 | 5 | 0 | 0 | 0 | 0 | 0 | 27 | 20 | 27 | 143 | 148 | 88 |
| <i>Placed in Training</i> | 5 | 7 | 3 | 0 | 4 | 0 | 0 | 1 | 0 | 20 | 16 | 22 | 101 | 119 | 66 |
| Placed in Employment | 1 | 4 | 3 | 2 | 0 | 2 | 1 | 1 | 0 | 14 | 14 | 19 | 96 | 96 | 27 |
| <i>Average Hourly Wage at Placement</i> | \$51.44 | \$57.76 | \$37.04 | \$35.87 | \$0.00 | \$55.84 | \$50.48 | \$22.87 | \$0.00 | \$44.47 | \$20.00 | \$20.00 | \$30.97 | \$31.33 | \$26.82 |
| Exited | 1 | 4 | 3 | 2 | 0 | 2 | 1 | 1 | 0 | 14 | 20 | 27 | 143 | 148 | 88 |
| <i>Employed at Exit</i> | 1 | 4 | 3 | 2 | 0 | 2 | 1 | 1 | 0 | 14 | 14 | 19 | 96 | 96 | 27 |



Demographics

