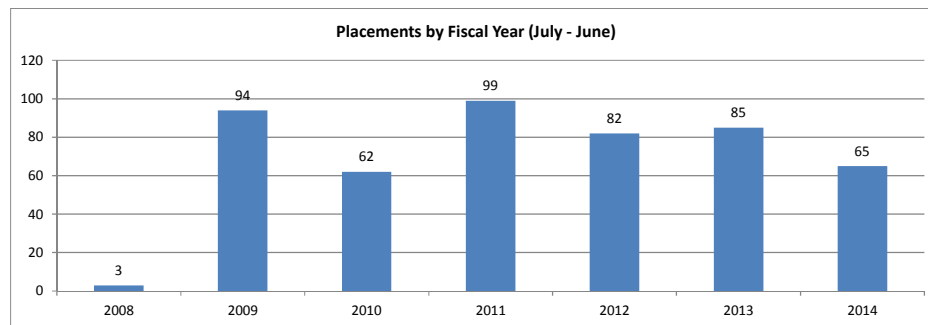
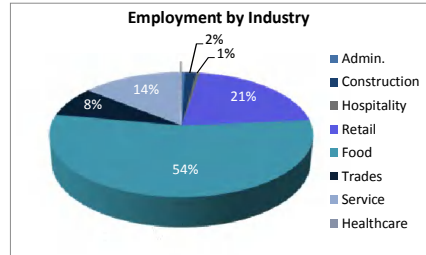
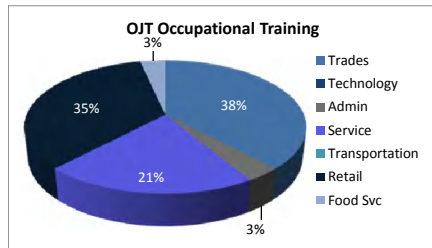


Fairfax Pre-Release Center
Monthly Report

	Jul-15	Aug-15	Sep-15	Oct-15	Nov-15	Dec-15	Jan-16	Feb-16	Mar-16	Apr-16	May-16	Jun-16
Enrolled	7	10	8	4	7	4	9	10				
Placed in Employment	4	5	10	5	5	4	6	7				
Exited	7	6	5	9	6	6	5	10				
<i>Employed at Exit</i>	6	5	4	8	6	6	4	8				
<i>Unemployed at Exit</i>	1	1	1	1	0	0	1	2				
Currently Employed	19	18	23	19	18	16	17	15				
<i>Average Hourly Wage</i>	\$10.34	\$10.24	\$10.23	\$10.13	\$10.25	\$10.24	\$10.39	\$10.21				

<i>Cumulative</i>	
Enrolled	718
Non-Exited Placements	139
Exited	597
<i>Unemployed at Exit</i>	104
<i>Employed at Exit</i>	458
Insured by Federal Bonding	57
<i>Total Bonding Value</i>	\$285,000
Total On the Job Trainings	29
<i>On the Job Training Expenditures</i>	\$62,628
Re-Offended	59

Recidivism Rate 8%



Sample of Monthly Placements

Positions	Employers	Wage
Clothing Hanger/Clerk	The Salvation Army	\$10.00
Crew	Chipotle	\$9.00
Crew	McDonald's	\$8.50