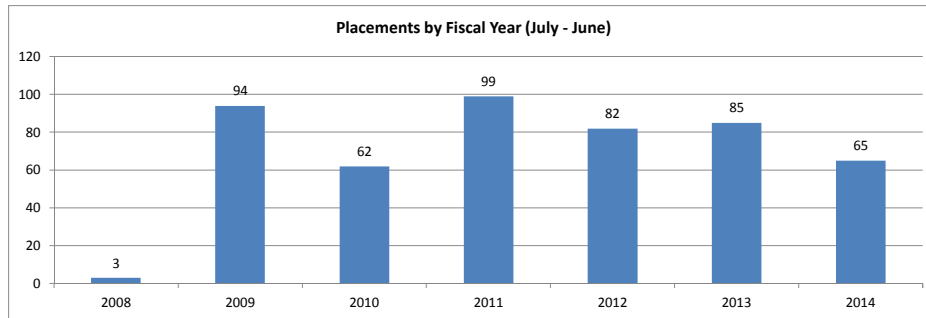
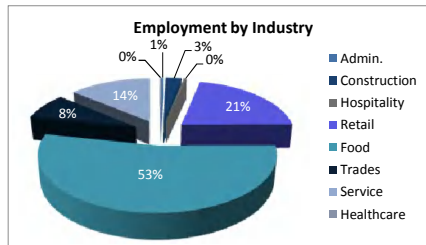
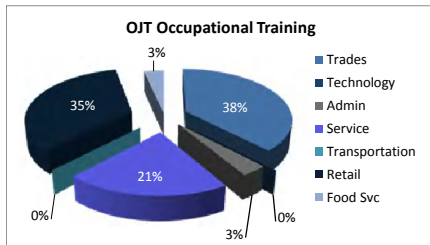


Fairfax Pre-Release Center
Monthly Report

	Jul-16	Aug-16	Sep-16	Oct-16	Nov-16	Dec-16	Jan-17	Feb-17	Mar-17	Apr-17	May-17	Jun-17
Enrolled	7	9	8	5	9	6	7					
Placed in Employment	9	7	4	5	8	7	8					
Exited	4	4	9	11	4	5	8					
<i>Employed at Exit</i>	3	4	7	9	4	5	7					
<i>Unemployed at Exit</i>	1	0	2	2	0	0	1					
Currently Employed	16	19	14	14	18	18	18					
<i>Average Hourly Wage</i>	\$10.59	\$11.03	\$11.39	\$11.48	\$11.65	\$11.62	\$11.78					

Cumulative	
Enrolled	800
Non-Exited Placements	138
Exited	665
<i>Unemployed at Exit</i>	114
<i>Employed at Exit</i>	527
Insured by Federal Bonding	61
<i>Total Bonding Value</i>	\$310,000
Total On the Job Trainings	29
<i>On the Job Training Expenditures</i>	\$62,628
Re-Offended	64

Recidivism Rate 8%



Sample of Monthly Placements

Positions	Employers	Wage
Laborer	Shirley Contracting	\$12.00
Crew	Chipotle	\$9.00
Crew	McDonald's	\$9.00