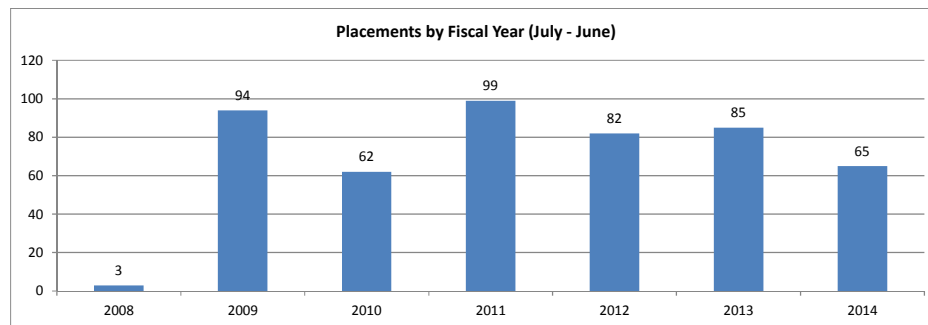
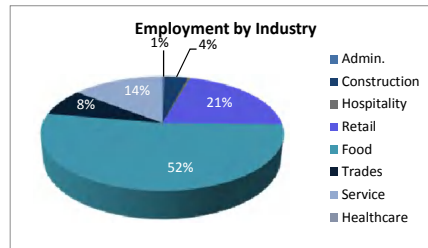
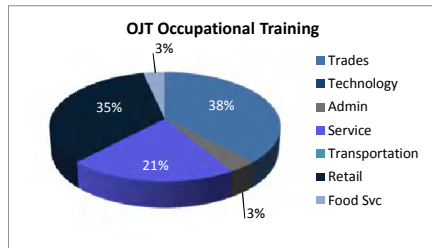


Fairfax AIB (Alternative Incarceration Branch) Center
Monthly Report

	Jul-17	Aug-17	Sep-17	Oct-17	Nov-17	Dec-17	Jan-18	Feb-18	Mar-18	Apr-18	May-18	Jun-18
Enrolled	3	7	6	8	5	3	5					
Placed in Employment	2	4	6	5	8	2	5					
Exited	4	7	4	4	3	5	3					
<i>Employed at Exit</i>	3	6	3	4	3	5	3					
<i>Unemployed at Exit</i>	1	1	1	0	0	0	0					
Currently Employed	13	11	13	13	18	15	16					
<i>Average Hourly Wage</i>	\$12.15	\$12.29	\$12.72	\$12.44	\$12.26	\$12.22	\$12.61					

<i>Cumulative</i>	
Enrolled	867
Non-Exited Placements	143
Exited	722
<i>Unemployed at Exit</i>	121
<i>Employed at Exit</i>	579
Insured by Federal Bonding	67
<i>Total Bonding Value</i>	\$335,000
Total On the Job Trainings	29
<i>On the Job Training Expenditures</i>	\$62,628
Re-Offended	68

Recidivism Rate 8%



Sample of Monthly Placements

Positions	Employers	Wage
Laborer	Shirley Contracting	\$12.00
Crew	Chipotle	\$9.00
Laundry Attendant	I&L Laundry	\$9.00