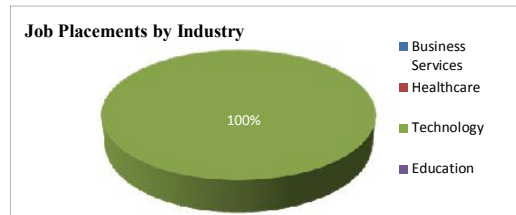
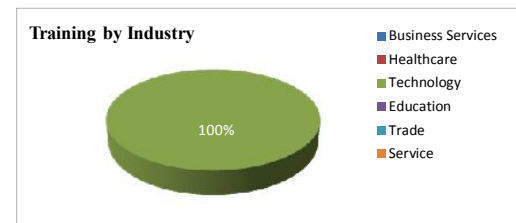
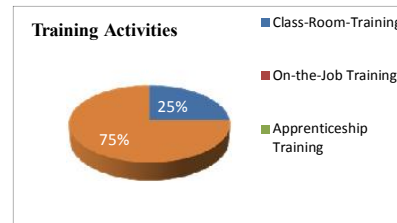
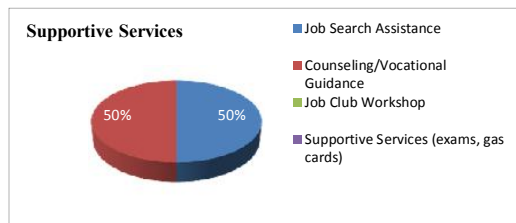


The SkillSource Group, Inc.
Jobs for Veterans Monthly Report - **Year 4**

										Yearly Cumulative Outcomes				
	Jul-15	Aug-15	Sep-15	Oct-15	Nov-15	Dec-15	Jan-16	Feb-16	Mar-16	4th Year Cumulative	4th Year Goal	3rd Year Cumulative	2nd Year Cumulative	1st year Cumulative
Clients Enrolled	20	0	0	0	0	0	0	0	0	20	20	143	148	88
<i>Placed in Training</i>	4	0	0	0	0	0	0	0	0	4	16	101	119	66
Placed in Employment	1	0	0	0	0	0	0	0	0	1	14	96	96	27
<i>Average Hourly Wage at Placement</i>	\$51.44	\$0.00	\$0.00	\$0.00	\$0.00	\$0.00	\$0.00	\$0.00	\$0.00	\$51.44	\$20.00	\$30.97	\$31.33	\$26.82
Exited	1	0	0	0	0	0	0	0	0	1	20	143	148	88
<i>Employed at Exit</i>	1	0	0	0	0	0	0	0	0	1	14	96	96	27



Demographics

