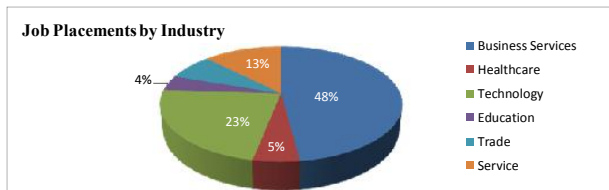
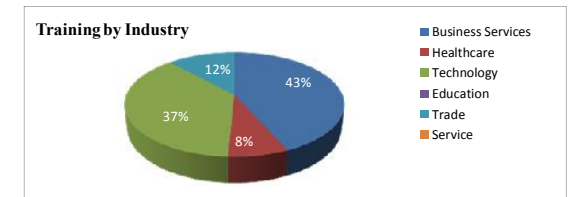
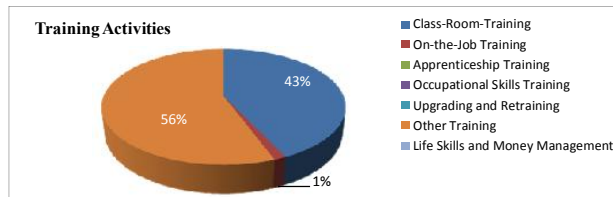
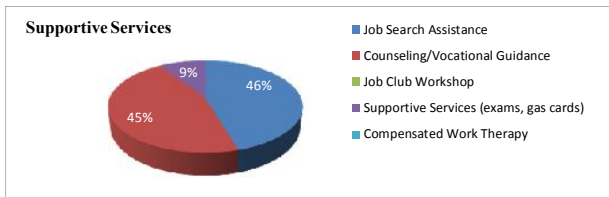


The SkillSource Group, Inc.
Jobs for Veterans Monthly Report - Year 3

	1st Quarter					2nd Quarter					3rd Quarter					4th Quarter					3rd Year Cumulative	3rd Year Goal*
	Jul-14	Aug-14	Sep-14	1st Quarter Cumulative	1st Quarter Goals*	Oct-14	Nov-14	Dec-14	2nd Quarter Cumulative	2nd Quarter Goals*	Jan-15	Feb-15	Mar-15	3rd Quarter Cumulative	3rd Quarter Goals*	Apr-15	May-15	Jun-15	4th Quarter Cumulative	4th Quarter Goals*		
Clients Assessed	68	33	21	122	100	19	48	24	91	50	21	23	18	62	40	7	8	4	19	10	294	200
Clients Enrolled	58	6	12	76	80	9	9	12	30	35	4	9	11	24	25	7	3	3	13	8	143	148
<i>Placed in Transitional Housing</i>	0	0	0	0	7	0	0	0	0	5	0	0	0	0	2	0	0	0	0	1	0	15
<i>Referred to VA for Benefits</i>	32	6	12	50	73	8	9	12	29	28	4	9	11	24	20	7	3	3	13	5	116	126
<i>Placed in Training</i>	7	16	16	39	64	11	2	12	25	28	5	5	13	23	22	8	4	2	14	5	101	119
Placed in Employment	5	4	9	18	20	5	8	11	24	28	7	6	11	24	28	11	6	13	30	28	96	104
<i>Average Hourly Wage at Placement</i>	\$28.94	\$19.69	\$35.02	\$29.92	\$20.00	\$20.03	\$32.87	\$25.64	\$26.88	\$20.00	\$27.43	\$30.10	\$37.42	\$32.67	\$20.00	\$39.03	\$29.91	\$30.47	\$33.50	\$20.00	\$30.97	\$20.00
Exited	5	4	9	18	22	5	8	11	24	35	7	6	11	24	35	11	6	60	77	56	143	148
<i>Employed at Exit</i>	5	4	9	18	20	5	8	11	24	28	7	6	11	24	28	11	6	13	30	28	96	104

*Goals to be revised 8/2014



Demographics

