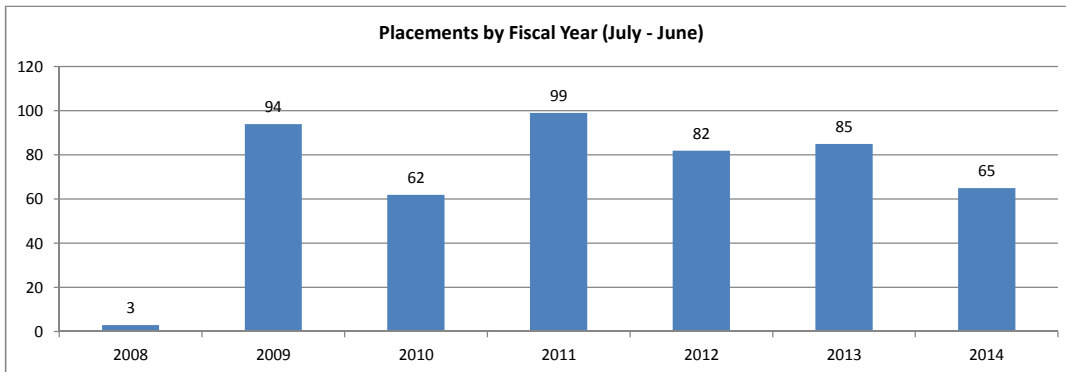
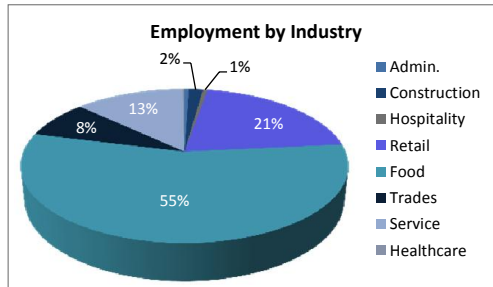
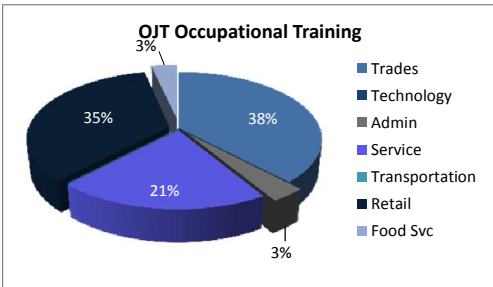


**Fairfax Pre-Release Center**  
 Monthly Report- June 2015

	Jul-14	Aug-14	Sep-14	Oct-14	Nov-14	Dec-14	Jan-15	Feb-15	Mar-15	Apr-15	May-15	Jun-15
Enrolled	8	9	5	4	3	2	4	2	7	6	10	6
Placed in Employment	5	7	9	2	2	4	3	2	8	5	5	12
Exited	2	10	6	5	2	6	6	6	4	5	3	5
Employed at Exit	2	9	5	5	2	6	6	6	4	5	3	4
Unemployed at Exit	0	1	1	0	0	0	0	0	0	0	0	1
Currently Employed	46	47	54	44	44	44	42	9	13	13	15	22
Average Hourly Wage	\$10.01	\$10.44	\$10.22	\$10.36	\$10.18	\$10.34	\$10.46	\$10.54	\$10.68	\$10.47	\$10.42	\$10.16

Cumulative	
Enrolled	659
Non-Exited Placements	140
Exited	551
Unemployed at Exit	97
Employed at Exit	411
Insured by Federal Bonding	51
Total Bonding Value	\$255,000
Total On the Job Trainings	29
On the Job Training Expenditures	\$62,628
Re-Offended	56

**Recidivism Rate 8%**



**Sample of Monthly Placements**

Positions	Employers	Wage
Clothing Hanger/Clerk	The Salvation Army	\$10.00
Crew	Chipotle	\$9.00
Crew	McDonald's	\$8.50