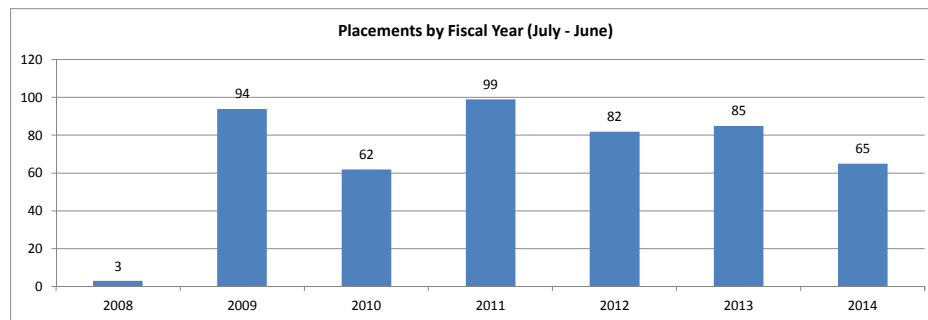
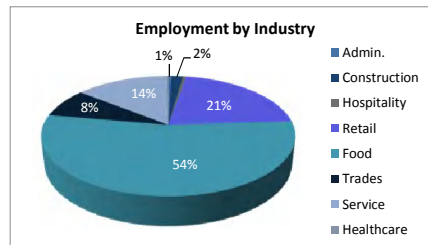
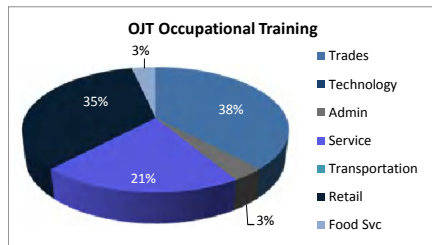


Fairfax Pre-Release Center
Monthly Report

	Jul-15	Aug-15	Sep-15	Oct-15	Nov-15	Dec-15	Jan-16	Feb-16	Mar-16	Apr-16	May-16	Jun-16
Enrolled	7	10	8	4	7	4	9	10	7	11	5	
Placed in Employment	4	5	10	5	5	4	6	7	9	7	8	
Exited	7	6	5	9	6	6	5	10	13	6	8	
Employed at Exit	6	5	4	8	6	6	4	8	11	5	8	
Unemployed at Exit	1	1	1	1	0	0	1	2	2	1	0	
Currently Employed	19	18	23	19	18	16	17	15	11	12	12	
Average Hourly Wage	\$10.34	\$10.24	\$10.23	\$10.13	\$10.25	\$10.24	\$10.39	\$10.21	\$10.39	\$10.42	\$10.34	

Cumulative	
Enrolled	741
Non-Exited Placements	142
Exited	612
Unemployed at Exit	119
Employed at Exit	470
Insured by Federal Bonding	58
Total Bonding Value	\$290,000
Total On the Job Trainings	29
On the Job Training Expenditures	\$62,628
Re-Offended	60

Recidivism Rate 8%



Sample of Monthly Placements

Positions	Employers	Wage
Clothing Hanger/Clerk	The Salvation Army	\$10.00
Crew	Chipotle	\$9.00
Crew	McDonald's	\$8.75