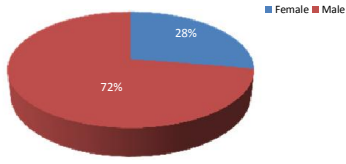


The SkillSource Group, Inc.
 Credentials to Careers (Cumulative)

	Nov-13	Dec-13	Jan-14	Feb-14	Mar-14	Apr-14	May-14	Jun-14	Jul-14	Aug-14	Sep-14	Oct-14	Nov-14	Dec-14	Jan-15	Feb-15	Mar-15	Cumulative	Goals
Monthly Visits	13	12	41	65	52	76	55	56	55	52	31	39	58	29	49	34	38	755	250
Clients Enrolled	0	0	1	0	2	0	0	0	8	4	14	3	6	5	6	7	2	58	100
Enrolled in WIA (Manassas)	0	0	1	0	2	0	0	0	0	1	0	0	0	0	0	0	0	4	
Enrolled in WIA (Prince William)	0	0	0	0	0	0	0	0	2	1	3	0	3	0	0	1	0	10	
Enrolled in WIA (Fairfax)	0	0	0	0	0	0	0	0	6	2	11	3	3	5	6	6	2	44	
In Training Activity	0	0	0	0	0	0	0	2	8	4	14	3	6	5	6	7	2	57	90
Completed Training	0	0	0	0	0	0	0	1	6	3	6	4	7	6	2	4	4	43	
Received Credential	0	0	0	0	0	0	0	0	6	1	3	2	4	3	1	2	2	24	45
Entered Employment	0	0	0	0	0	0	0	0	0	2	3	4	4	3	3	4	2	25	66
Clients Exited	0	0	0	0	0	0	0	0	0	2	3	4	4	3	3	4	2	25	
Employment at Exit	0	0	0	0	0	0	0	0	0	2	3	4	4	3	3	4	2	25	
Average Hourly Wage at Placement	\$0	\$0	\$0	\$0	\$0	\$0	\$0	\$0	\$0	\$43	\$54	\$44	\$35	\$43	\$47	\$37	\$27	\$42	
Core Clients Employed	0	0	0	0	2	1	2	1	0	0	0	0	0	0	1	1	0	8	

Demographics

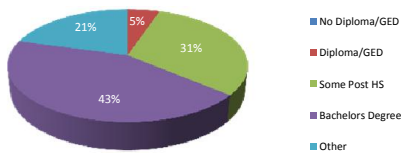
Gender



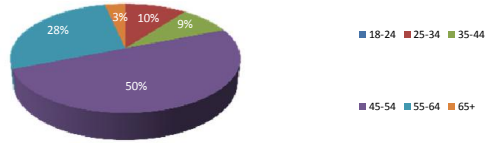
Ethnicity



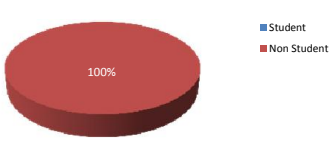
Education



Age



Student or Non Student



Job Placement by Industry



Veteran Status

