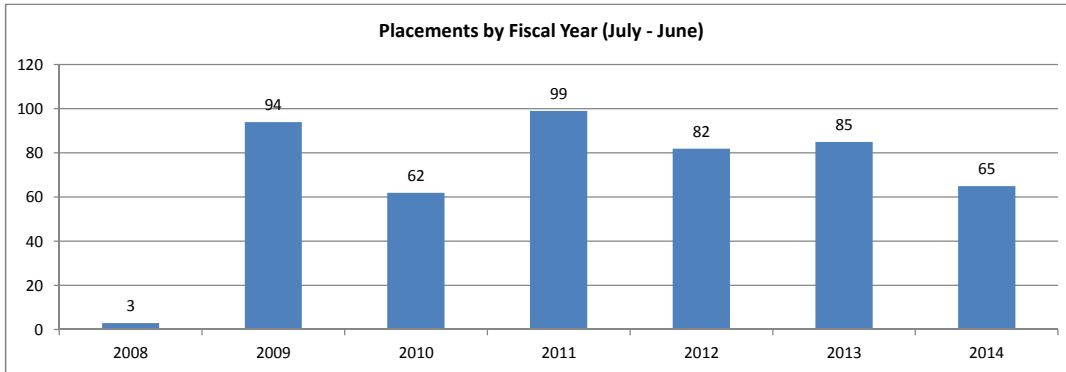
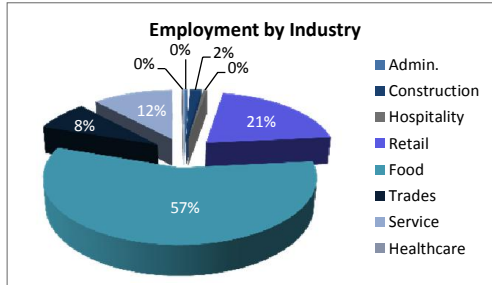
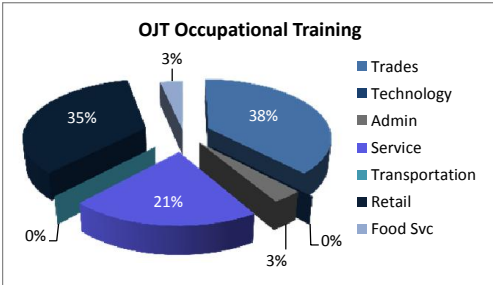


Fairfax Pre-Release Center
 Monthly Report-March 2015

	Jul-14	Aug-14	Sep-14	Oct-14	Nov-14	Dec-14	Jan-15	Feb-15	Mar-15	Apr-15	May-15	Jun-15
Enrolled	8	9	5	4	3	2	4	2	7			
Placed in Employment	5	7	9	2	2	4	3	2	8			
Exited	2	10	6	5	2	6	6	6	4			
<i>Employed at Exit</i>	2	9	5	5	2	6	6	6	4			
<i>Unemployed at Exit</i>	0	1	1	0	0	0	0	0	0			
Currently Employed	46	47	54	44	44	44	42	9	13			
<i>Average Hourly Wage</i>	\$10.01	\$10.44	\$10.22	\$10.36	\$10.18	\$10.34	\$10.46	\$10.54	\$10.68			

<i>Cumulative</i>	
Enrolled	637
Non-Exited Placements	130
Exited	529
<i>Unemployed as Exit</i>	96
<i>Employed at Exit</i>	399
Insured by Federal Bonding	51
<i>Total Bonding Value</i>	\$255,000
Total On the Job Trainings	29
<i>On the Job Training Expenditures</i>	\$62,628
Re-Offended	54

Recidivism Rate 8%



Sample of Monthly Placements

Positions	Employers	Wage
Clothing Hanger/Clerk	The Salvation Army	\$10.00
Crew	Chipotle	\$9.00
Crew	McDonald's	\$8.50