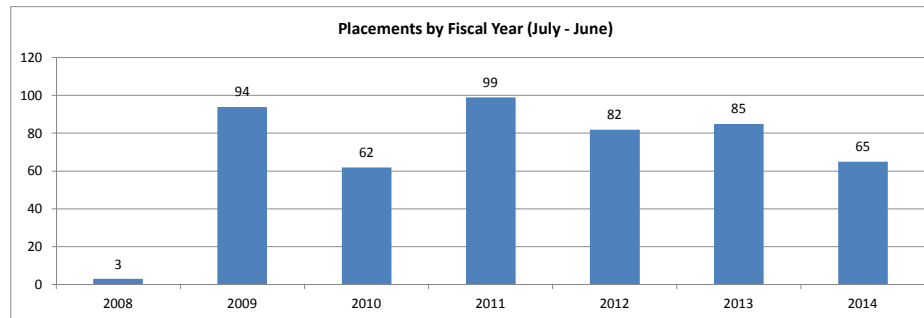
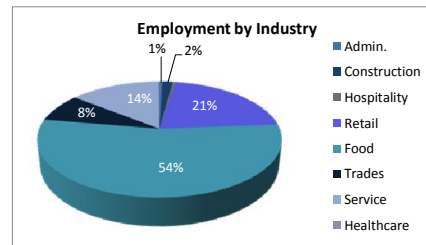
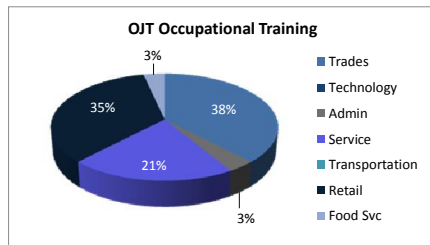


Fairfax Pre-Release Center
 Monthly Report- April 2016

	Jul-15	Aug-15	Sep-15	Oct-15	Nov-15	Dec-15	Jan-16	Feb-16	Mar-16	Apr-16	May-16	Jun-16
Enrolled	7	10	8	4	7	4	9	10	7	11		
Placed in Employment	4	5	10	5	5	4	6	7	9	7		
Exited	7	6	5	9	6	6	5	10	13	6		
<i>Employed at Exit</i>	6	5	4	8	6	6	4	8	11	5		
<i>Unemployed at Exit</i>	1	1	1	1	0	0	1	2	2	1		
Currently Employed	19	18	23	19	18	16	17	15	11	12		
<i>Average Hourly Wage</i>	\$10.34	\$10.24	\$10.23	\$10.13	\$10.25	\$10.24	\$10.39	\$10.21	\$10.39	\$10.42		

Cumulative	
Enrolled	736
Non-Exited Placements	134
Exited	604
<i>Unemployed at Exit</i>	111
<i>Employed at Exit</i>	470
Insured by Federal Bonding	58
<i>Total Bonding Value</i>	\$290,000
Total On the Job Trainings	29
<i>On the Job Training Expenditures</i>	\$62,628
Re-Offended	60

Recidivism Rate 8%



Sample of Monthly Placements

Positions	Employers	Wage
Clothing Hanger/Clerk	The Salvation Army	\$10.00
Crew	Chipotle	\$9.00
Crew	McDonald's	\$8.50