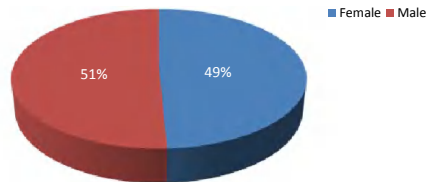


The SkillSource Group, Inc.
Virginia Financial Services Network (VFSN)

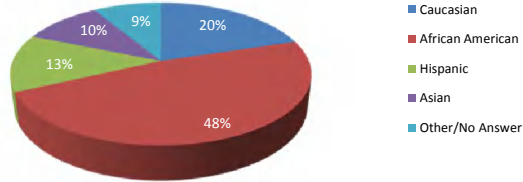
	Dec-15	Jan-16	Feb-16	Mar-16	Apr-16	May-16	Jun-16	Jul-16	Aug-16	Sep-16	Oct-16	Nov-16	Dec-16	Jan-17	Feb-17	Mar-17	Apr-17	May-17	Cumulative	Goals
Provided Information on VFSN	195	183	77	19	26	72	94	41	39	51	54	32	34	36	38	45	36	14	1086	
<i>Viewed VFSN Video</i>	22	13	49	17	26	32	50	41	39	51	54	32	34	36	38	45	36	14	629	
<i>Interested in VFSN</i>	18	8	21	4	12	19	18	12	14	19	15	12	10	9	7	6	25	6	235	
Applied for VFSN	3	0	2	9	2	0	10	9	7	7	10	11	5	7	7	6	22	5	122	600
<i>Treatment</i>	1	0	1	5	1	0	5	5	3	3	5	3	2	5	2	3	10	2	56	300
<i>Control</i>	2	0	1	4	1	0	5	4	4	4	5	4	2	1	4	3	11	2	57	300
<i>Veterans</i>	1	0	3	0	0	0	0	0	0	0	0	4	1	1	1	0	1	1	13	
<i>Receiving Financial Coaching</i>	2	0	3	4	1	0	5	5	3	1	4	7	8	6	2	3	11	5	70	
<i>Receiving WIOA Training</i>	0	3	0	0	0	1	0	2	1	1	7	10	7	6	6	3	2	4	53	
Clients Exited	0	1	0	4	0	1	0	0	4	3	0	0	4	1	0	4	2	2	26	
<i>Received Industry Credential</i>	0	0	0	2	0	0	0	0	0	0	0	0	0	2	0	2	0	1	7	190
<i>Entered Employment</i>	0	1	0	4	0	0	1	0	0	3	0	0	3	2	0	4	2	2	22	216
<i>Average Hourly Wage at Placement</i>	n/a	\$24	n/a	\$13	n/a	\$14	\$17	n/a	n/a	\$30	n/a	n/a	\$22	\$23	n/a	\$34	\$30	\$22	\$23	

Client Demographics

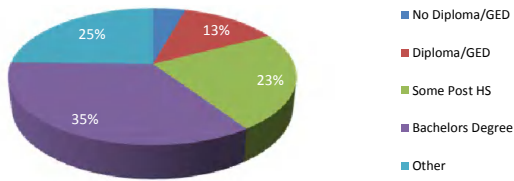
Gender



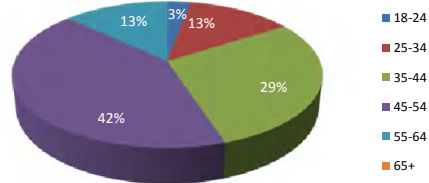
Ethnicity



Education



Age



Veteran Status

