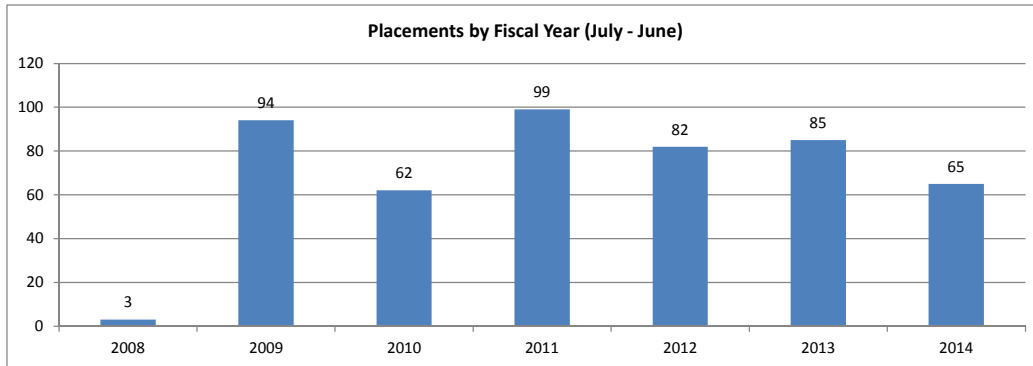
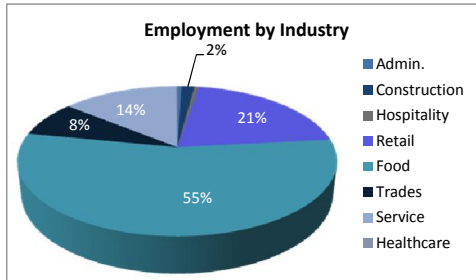
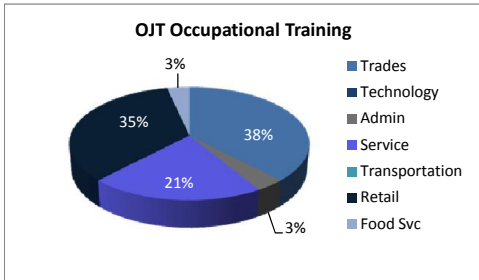


Fairfax Pre-Release Center
 Monthly Report- November 2015

| | Jul-15 | Aug-15 | Sep-15 | Oct-15 | Nov-15 | Dec-15 | Jan-16 | Feb-16 | Mar-16 | Apr-16 | May-16 | Jun-16 |
|----------------------|---------|---------|---------|---------|---------|--------|--------|--------|--------|--------|--------|--------|
| Enrolled | 7 | 10 | 8 | 4 | 7 | | | | | | | |
| Placed in Employment | 4 | 5 | 10 | 5 | 5 | | | | | | | |
| Exited | 7 | 6 | 5 | 9 | 6 | | | | | | | |
| Employed at Exit | 6 | 5 | 4 | 8 | 6 | | | | | | | |
| Unemployed at Exit | 1 | 1 | 1 | 1 | 0 | | | | | | | |
| Currently Employed | 19 | 18 | 23 | 19 | 18 | | | | | | | |
| Average Hourly Wage | \$10.34 | \$10.24 | \$10.23 | \$10.13 | \$10.25 | | | | | | | |

| Cumulative | |
|----------------------------------|-----------|
| Enrolled | 695 |
| Non-Exited Placements | 140 |
| Exited | 580 |
| Unemployed at Exit | 101 |
| Employed at Exit | 440 |
| Insured by Federal Bonding | 53 |
| Total Bonding Value | \$265,000 |
| Total On the Job Trainings | 29 |
| On the Job Training Expenditures | \$62,628 |
| Re-Offended | 58 |

Recidivism Rate 8%



Sample of Monthly Placements

| Positions | Employers | Wage |
|-----------------------|--------------------|---------|
| Clothing Hanger/Clerk | The Salvation Army | \$10.00 |
| Crew | Chipotle | \$9.00 |
| Crew | McDonald's | \$8.50 |