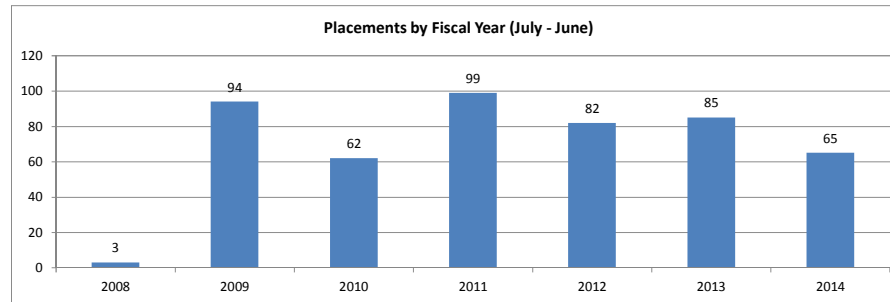
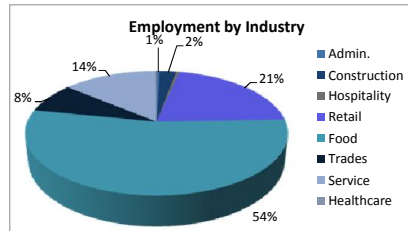
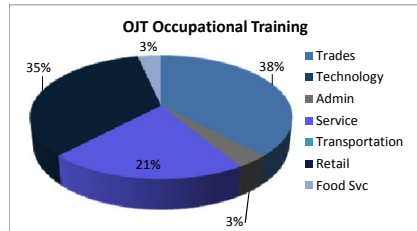


**Fairfax Pre-Release Center**  
Monthly Report

	Jul-16	Aug-16	Sep-16	Oct-16	Nov-16	Dec-16	Jan-17	Feb-17	Mar-17	Apr-17	May-17	Jun-17
Enrolled	7	9	8	5	9							
Placed in Employment	9	7	4	5	8							
Exited	4	4	9	11	4							
Employed at Exit	3	4	7	9	4							
Unemployed at Exit	1	0	2	2	0							
Currently Employed	16	19	14	14	18							
Average Hourly Wage	\$10.59	\$11.03	\$11.39	\$11.48	\$11.65							

Cumulative	
Enrolled	787
Non-Exited Placements	135
Exited	650
Unemployed at Exit	113
Employed at Exit	515
Insured by Federal Bonding	60
Total Bonding Value	\$300,000
Total On the Job Trainings	29
On the Job Training Expenditures	\$62,628
Re-Offended	64

**Recidivism Rate 8%**



**Sample of Monthly Placements**

Positions	Employers	Wage
Laborer	Shirley Contracting	\$12.00
Crew	Chipotle	\$9.00
Crew	McDonald's	\$9.00