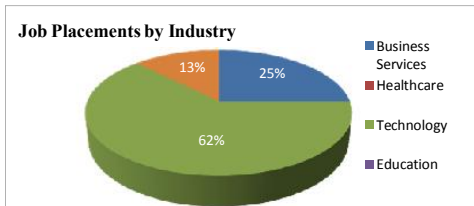
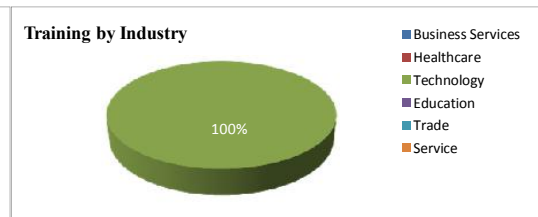
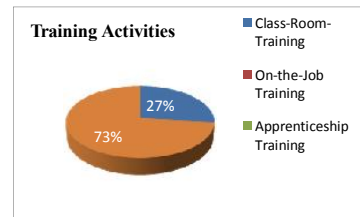
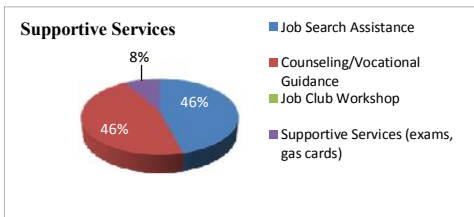


The SkillSource Group, Inc.
Jobs for Veterans Monthly Report - Year 4

	Jul-15	Aug-15	Sep-15	Oct-15	Nov-15	Dec-15	Jan-16	Feb-16	Mar-16	Yearly Cumulative Outcomes					
										4th Year Cumulative	4th Year Goal	4th Year Adjusted Goal	3rd Year Cumulative	2nd Year Cumulative	1st year Cumulative
Clients Enrolled	20	0	2	0	0	0	0	0	0	22	20	22	143	148	88
<i>Placed in Training</i>	5	7	3	0	0	0	0	0	0	15	16	18	101	119	66
Placed in Employment	1	4	3	0	0	0	0	0	0	8	14	15	96	96	27
<i>Average Hourly Wage at Placement</i>	\$51.44	\$57.76	\$37.04	\$0.00	\$0.00	\$0.00	\$0.00	\$0.00	\$0.00	\$48.75	\$20.00	\$20.00	\$30.97	\$31.33	\$26.82
Exited	1	4	3	0	0	0	0	0	0	8	20	22	143	148	88
<i>Employed at Exit</i>	1	4	3	0	0	0	0	0	0	8	14	15	96	96	27



Demographics

