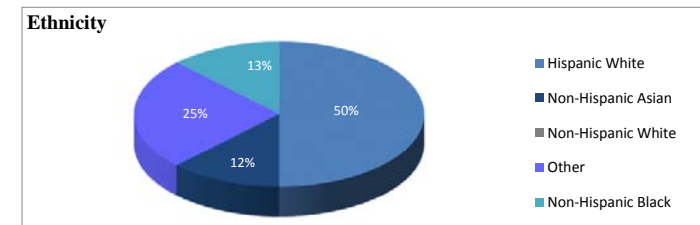
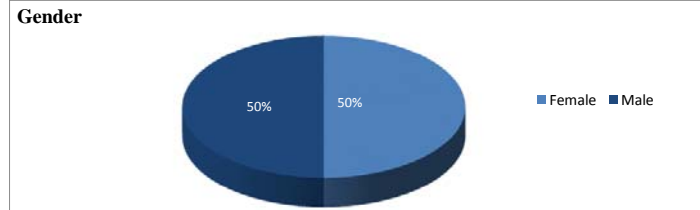
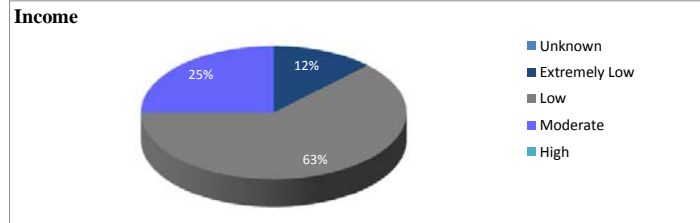


CENTER FOR BUSINESS PLANNING AND DEVELOPMENT
(Business Development Assistance Group, Inc.)

FISCAL YEAR 2017

	Jul-16	Aug-16	Sep-16	Oct-16	Nov-16	Dec-16	Jan-17	Feb-17	Mar-17	Apr-17	May-17	Jun-17	TOTAL
Client Overview													
Walk-In	23	20											43
One-on-One Counseling (1st time client)	1	8											9
Training and Event Attendees*	55	0											55
Total:	79	28	0	0	0	0	0	0	0	0	0	0	107
Economic Impact													
New Businesses Created**	0	1											1
New Jobs Created	0	1											1
Businesses Expanded	0	0											0
Total:	0	2	0	0	0	0	0	0	0	0	0	0	2
Services Utilized													
TA for Business Startup	1	6											7
TA for Business Expansion	0	0											0
Total:	1	6	0	0	0	0	0	0	0	0	0	0	7

One on One Counseling (1st Time Client) Demographic



New Businesses
Tsega Yemesracen