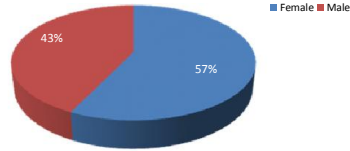


The SkillSource Group, Inc.
Virginia Financial Services Network (VFSN)

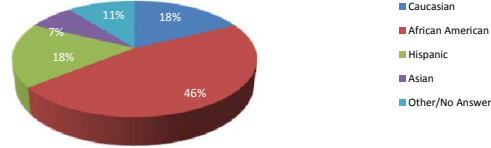
	Dec-15	Jan-16	Feb-16	Mar-16	Apr-16	May-16	Jun-16	Jul-16	Aug-16	Sep-16	Oct-16	Nov-16	Dec-16	Cumulative	Goals
Provided Information on VFSN	195	183	77	19	26	72	94	41	39	51				797	
<i>Viewed VFSN Video</i>	22	13	49	17	26	32	50	41	39	51				340	
<i>Interested in VFSN</i>	18	8	21	4	12	19	18	12	14	19				145	
Applied for VFSN	3	0	2	9	2	0	10	9	7	7				49	600
<i>Treatment</i>	1	0	1	5	1	0	5	5	3	3				24	300
<i>Control</i>	2	0	1	4	1	0	5	4	4	4				25	300
<i>Veterans</i>	1	0	3	0	0	0	0	0	0	0				4	
<i>Receiving Financial Coaching</i>	2	0	4	5	1	0	5	5	3	3				28	
<i>Receiving WIOA Training</i>	0	3	0	0	0	1	0	2	1	1				8	
Clients Exited	0	1	0	4	0	1	0	0	4	3				13	
<i>Received Industry Credential</i>	0	0	0	2	0	0	0	0	0	0				2	190
<i>Entered Employment</i>	0	1	0	4	0	0	1	0	0	3				9	216
<i>Average Hourly Wage at Placement</i>	\$0	\$24	\$0	\$13	\$0	\$14	\$17	n/a	n/a	\$30				\$17	

Client Demographics

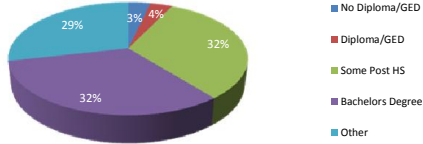
Gender



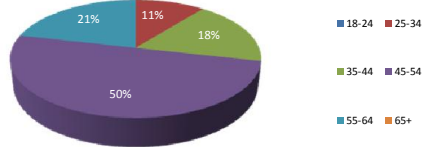
Ethnicity



Education



Age



Veteran Status

